




Floranova
31,5x52



Rivestimento Pasta Bianca - White Body Wall Tile



TD4001
Novagrey Cp A/4
63x104_24^{13/16} x 40^{15/16}"




101

TD9001
Novagrey Cp A/9
94,5x156_37^{3/16} x 61^{7/16}"



106



TD4002
Novagrey Cp B/4
63x104_24^{13/16} x 40^{15/16}"



101

TD9002
Novagrey Cp B/9
94,5x156_37^{3/16} x 61^{7/16}"



106



TD1001
Novagrey A
31,5x52_12^{3/8} x 20^{1/2}"



79



TD1002
Novagrey B
31,5x52_12^{3/8} x 20^{1/2}"




79



G61V18R
Esprit Grigio Rett.
31,5x52_12^{3/8} x 20^{1/2}"

58



G61V10R
Esprit Matt Rett.
31,5x52_12^{3/8} x 20^{1/2}"

56

RNLI002
Verde Listellino
1x52_3/8 x 20^{1/2}"



20

RNLI001
Marrone Listellino
1x52_3/8 x 20^{1/2}"



20

STC008
Stucco Coordinato
Matching Grout

33


STC000
Stucco Coordinato
Matching Grout

33

Imballi - Packaging


cm	mm	mm	mm	mm	mm	mm	mm
Formato	Spessore	Pz x scat.	Mq x scat.	Kg x scat.	Scat. x pal.	Mq x pal.	Kg x pal.
Size	Thickness	Pcs x box	Sqm x box	Kg x box	Boxes x pal.	Sqm x pal.	Kg x pal.
31,5x52 12 ^{3/8} x 20 ^{1/2} "	10,5	6	0,98	18,70	48	47,18	918
31,5x31,5 12 ^{3/8} x 12 ^{3/8} "	9	13	1,29	25	42	54,18	1.050

Pavimenti Coordinati Gres Porcelanato
Glazed Porcelain Stoneware Coordinated Floors



G91V8R
Nickel Rett.
31,5x31,5_12^{3/8} x 12^{3/8}"

61



TD4003
Novared Cp C/4
63x104_24^{13/16}x40^{15/16}"




101

TD9003
Novared Cp C/9
94,5x156_37^{3/16}x61^{7/16}"



106



TD4004
Novared Cp D/4
63x104_24^{13/16}x40^{15/16}"



101

TD9004
Novared Cp D/9
94,5x156_37^{3/16}x61^{7/16}"



106



TD1003
Novared C
31,5x52_12^{3/8}x20^{1/2}"



79



TD1004
Novared D
31,5x52_12^{3/8}x20^{1/2}"



79

RNLI003
Giallo Listellino
1x52_3/8"x20^{1/2}"




20

RNLI001
Marrone Listellino
1x52_3/8"x20^{1/2}"



20



G61V16R
Esprit Beige Rett.
31,5x52_12^{3/8}x20^{1/2}"

58

STC011
Stucco Coordinato
Matching Grout

33

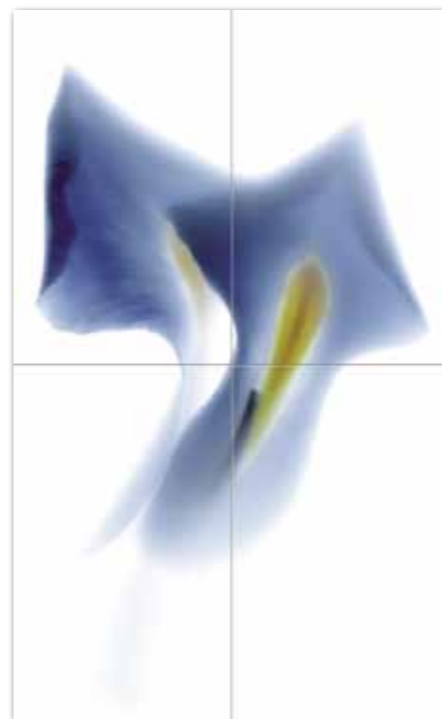


G61V10R
Esprit Matt Rett.
31,5x52_12^{3/8}x20^{1/2}"

56

STC000
Stucco Coordinato
Matching Grout

33



TD4005
Novablue Cp E/4
63x104_24^{13/16}x40^{15/16}"

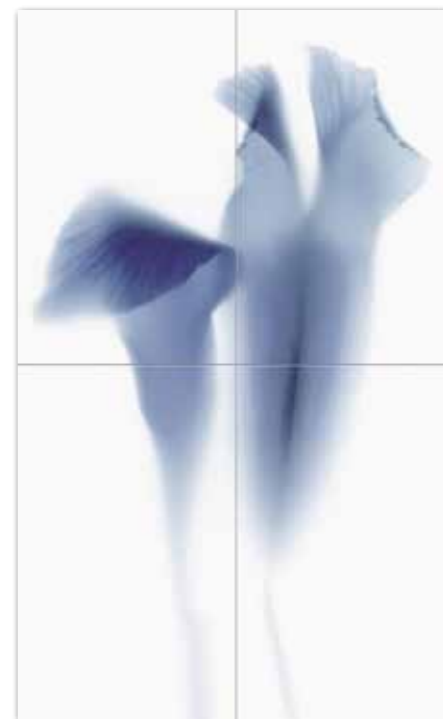


101

TD9005
Novablue Cp E/9
94,5x156_37^{3/16}x61^{7/16}"



106



TD4006
Novablue Cp F/4
63x104_24^{13/16}x40^{15/16}"

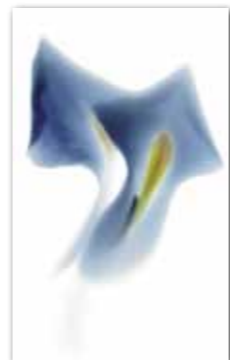


101

TD9006
Novablue Cp F/9
94,5x156_37^{3/16}x61^{7/16}"



106



TD1005
Novablue E
31,5x52_12^{3/8}x20^{1/2}"



79



TD1006
Novablue F
31,5x52_12^{3/8}x20^{1/2}"



79

RNLI004
Arancio Listellino
1x52_3/8"x20^{1/2}"



20

RNLI003
Giallo Listellino
1x52_3/8"x20^{1/2}"



20




G61V15R
Esprit Azzurro Rett.
31,5x52_12^{3/8}x20^{1/2}"

58

STC015
Stucco Coordinato
Matching Grout

33




G61V10R
Esprit Matt Rett.
31,5x52_12^{3/8}x20^{1/2}"

56

STC000
Stucco Coordinato
Matching Grout

33

Pavimenti Coordinati Gres Porcellanato
Glazed Porcelain Stoneware Coordinated Floors

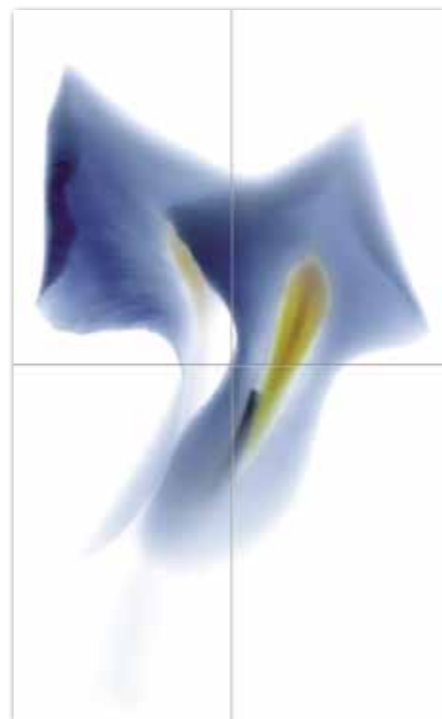


G91V6R
Zinc Rett.
31,5x31,5_12^{3/8}x12^{3/8}"

61

Imballi - Packaging

cm	mm	Pz x scat.	Mq x scat.	Kg x scat.	Scat. x pal.	Mq x pal.	Kg x pal.
Formato	Spessore	Pcs x box	Sqm x box	Kg x box	Boxes x pal.	Sqm x pal.	Kg x pal.
Size	Thickness						
31,5x52 12 ^{3/8} x20 ^{1/2} "	10,5	6	0,98	18,70	48	47,18	918
31,5x31,5 12 ^{3/8} x12 ^{3/8} "	9	13	1,29	25	42	54,18	1.050



TD4005
Novablue Cp E/4
63x104_24^{13/16}x40^{15/16}"

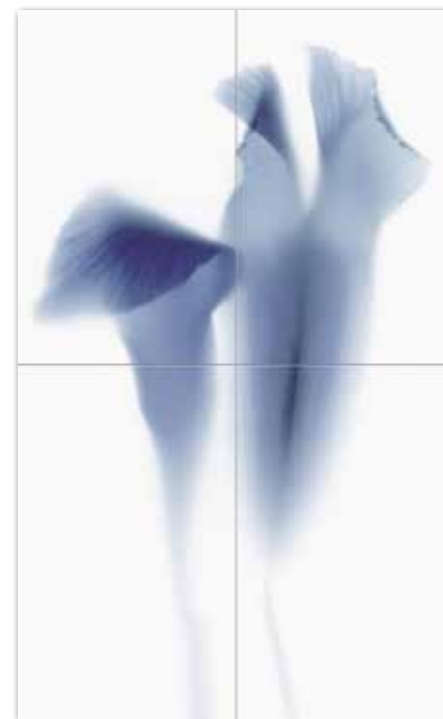


101

TD9005
Novablue Cp E/9
94,5x156_37^{3/16}x61^{7/16}"



106



TD4006
Novablue Cp F/4
63x104_24^{13/16}x40^{15/16}"

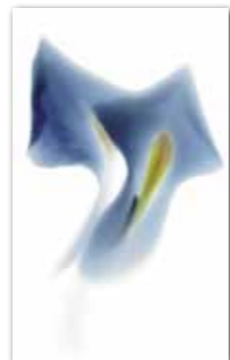


101

TD9006
Novablue Cp F/9
94,5x156_37^{3/16}x61^{7/16}"



106



TD1005
Novablue E
31,5x52_12^{3/8}x20^{1/2}"



79



TD1006
Novablue F
31,5x52_12^{3/8}x20^{1/2}"



79

RNLI004
Arancio Listellino
1x52_3/8"x20^{1/2}"



20

RNLI003
Giallo Listellino
1x52_3/8"x20^{1/2}"



20




G61V15R
Esprit Azzurro Rett.
31,5x52_12^{3/8}x20^{1/2}"

58

STC015
Stucco Coordinato
Matching Grout

33




G61V10R
Esprit Matt Rett.
31,5x52_12^{3/8}x20^{1/2}"

56

STC000
Stucco Coordinato
Matching Grout

33

Pavimenti Coordinati Gres Porcellanato
Glazed Porcelain Stoneware Coordinated Floors



G91V5R
Cinabre Rett.
31,5x31,5_12^{3/8}x12^{3/8}"

61

Imballi - Packaging

cm	mm	Pz x scat.	Mq x scat.	Kg x scat.	Scat. x pal.	Mq x pal.	Kg x pal.
Formato	Spessore	Pcs x box	Sqm x box	Kg x box	Boxes x pal.	Sqm x pal.	Kg x pal.
Size	Thickness						
31,5x52 12 ^{3/8} x20 ^{1/2} "	10,5	6	0,98	18,70	48	47,18	918
31,5x31,5 12 ^{3/8} x12 ^{3/8} "	9	13	1,29	25	42	54,18	1.050